


# The Ultimate Guide to Remove Malware from All Your Devices and Troubleshoot Common Issues

Malware is a serious threat to your devices and data. It can steal your personal information, damage your files, and even take control of your computer. That's why it's important to know how to remove malware from all your devices and troubleshoot common issues.

## How to Remove Malware from Your Computer

There are a few different ways to remove malware from your computer. The most common method is to use an antivirus software program. Antivirus software scans your computer for malware and removes any threats that it finds. There are many different antivirus software programs available, so you'll need to choose one that's right for you. Some popular antivirus software programs include Norton, McAfee, and Kaspersky.



## HOW TO DELETE BOOKS FROM YOUR KINDLE: The Ultimate Guide to Remove Books From All Your Kindle Device and Troubleshoot Common Problems

★★★★☆ 4.4 out of 5

Language : English

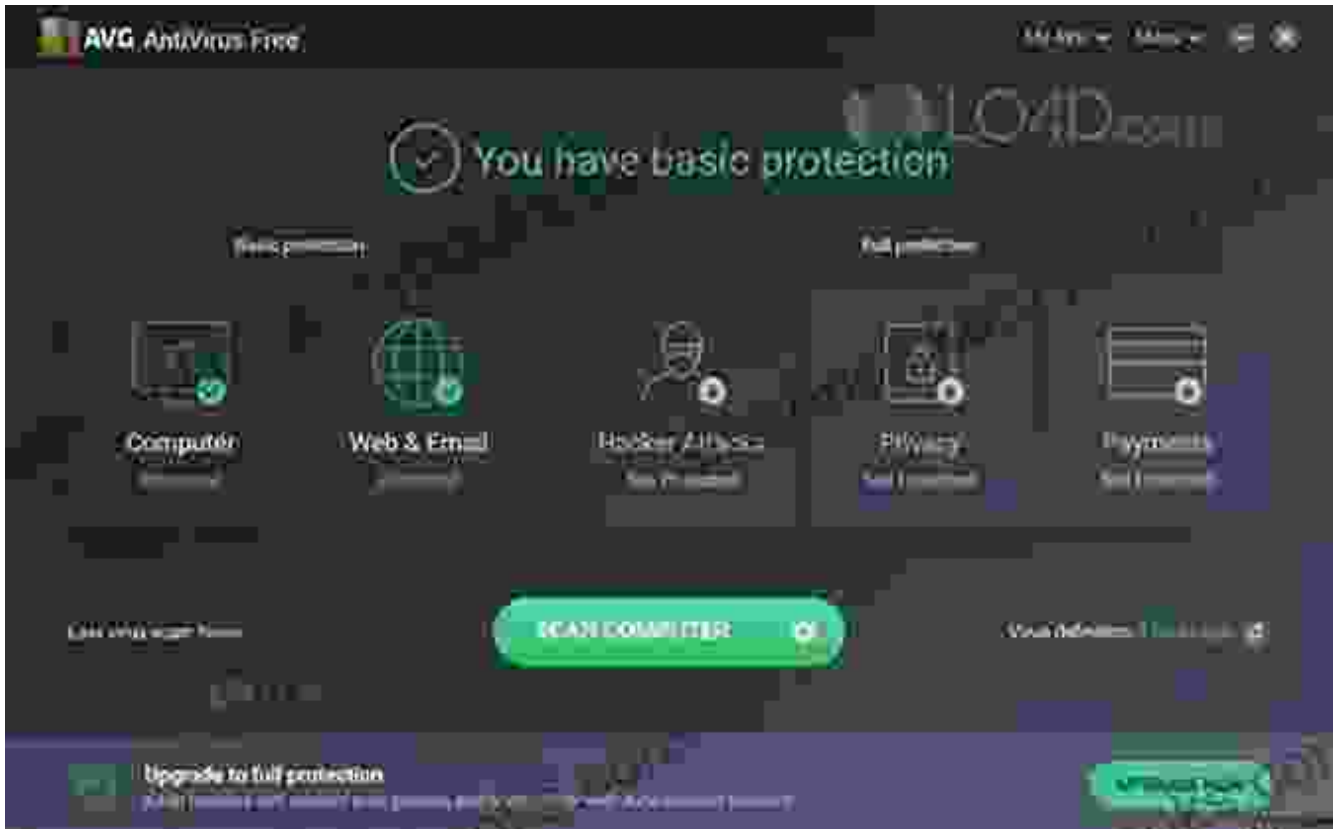
File size : 1885 KB

Print length : 45 pages

FREE

DOWNLOAD E-BOOK





If you don't want to use an antivirus software program, you can also try to remove malware manually. To do this, you'll need to identify the malware and then delete it from your computer. You can find instructions on how to do this on the website of the antivirus software program that you're using.

## **How to Remove Malware from Your Phone**

Malware can also infect your phone. To remove malware from your phone, you'll need to use a mobile antivirus app. There are many different mobile antivirus apps available, so you'll need to choose one that's right for you. Some popular mobile antivirus apps include Lookout, Avast, and AVG.



Once you've installed a mobile antivirus app, you can scan your phone for malware. The app will remove any threats that it finds. You should also keep your mobile antivirus app updated to ensure that it can protect your phone from the latest malware threats.

### **How to Troubleshoot Common Malware Issues**


If you're having trouble removing malware from your devices, there are a few things you can do to troubleshoot the issue.

- **Make sure that your antivirus software is up to date.** Antivirus software updates regularly to protect against the latest malware threats. If your antivirus software is not up to date, it may not be able to remove the malware from your devices.
- **Run a full scan of your devices.** A full scan will check every file on your devices for malware. This can take some time, but it's the most

thorough way to remove malware.

- **Try a different antivirus software program.** If you're still having trouble removing malware from your devices, you may want to try a different antivirus software program. There are many different antivirus software programs available, so you're sure to find one that works for you.
- **Contact a tech support professional.** If you're still having trouble removing malware from your devices, you may want to contact a tech support professional. A tech support professional can help you identify and remove the malware from your devices.

Malware is a serious threat to your devices and data. However, by following the tips in this guide, you can remove malware from all your devices and troubleshoot common issues. By taking these steps, you can protect your devices and data from malware attacks.



## HOW TO DELETE BOOKS FROM YOUR KINDLE: The Ultimate Guide to Remove Books From All Your Kindle Device and Troubleshoot Common Problems

★★★★☆ 4.4 out of 5

Language : English

File size : 1885 KB

Print length: 45 pages





## Book Review: In Controluce Scatti Di Epilessia

In Controluce Scatti Di Epilessia Author: Elisa Serafini Publisher: Postcart Edizioni Publication Date: 2019 ...



## The Little Red Book of Running: A Comprehensive Guide to the World's Most Popular Sport

Running is one of the most popular sports in the world. It's a great way to get fit, lose weight, and relieve stress. But if you're new to...