


# Step-by-Step Guide on How to Raise Goats: A Comprehensive Overview for Beginners and Experienced Farmers



## The Complete Guide to Raising Goats: A Step by Step Guide on How to Raise Goats

★★★★☆ 4.5 out of 5

Language : English

File size : 652 KB

Screen Reader : Supported

Print length : 56 pages

Lending : Enabled



Goats are captivating animals that have been domesticated for centuries, offering a range of benefits to farmers and homesteaders alike. Whether you're a novice enthusiast or an experienced livestock owner, embarking on the journey of goat raising requires a solid understanding of their unique needs and care. This comprehensive guide will provide you with a step-by-step roadmap, essential tips, and valuable insights to ensure the success and well-being of your goat herd.

## Step 1: Establishing Your Goat Herd

### Selecting Breeds:

Choose goat breeds that align with your specific goals, such as milk production, meat production, or companionship. Research different breeds and assess their characteristics, including temperament, size, and milk yield.

## **Purchasing Goats:**

Visit reputable goat breeders or attend livestock auctions to Free Download healthy and well-bred goats. Examine the animals for signs of illness or disease, and inquire about their vaccination and deworming history.

## **Transportation and Quarantine:**

Ensure proper transportation and provide a quarantine period for new goats to prevent the of diseases into your herd. Keep them isolated for a few weeks and monitor them for any health issues.

## **Step 2: Constructing Suitable Housing**

### **Shelter Design:**

Goats require adequate shelter from harsh weather and predators. Design a barn or shelter with proper ventilation, insulation, and protection from rain and wind. Include separate areas for feeding, sleeping, and socializing.

### **Fencing:**

Secure your goats with sturdy fencing that prevents escapes and protects them from predators. Choose materials such as woven wire or welded mesh, and ensure the fence is buried underground to prevent digging.

## **Step 3: Providing a Nutritious Diet**

### **Pasture Management:**

Offer goats access to high-quality pasture that meets their nutritional requirements. Rotate grazing areas to prevent overgrazing and ensure a continuous supply of fresh forage.

### **Hay Supplementation:**

During winter or when pasture is limited, provide goats with high-quality hay

as a source of fiber and nutrients. Choose hay from legumes, such as alfalfa or clover, for its high protein content.

### **Grain and Minerals:**

Supplement goats' diet with grain and mineral blocks to meet their specific nutritional needs. Pregnant or lactating goats may require additional energy and calcium in their diet.

## **Step 4: Maintaining Goat Health**

### **Vaccinations and Deworming:**

Protect your goats from common diseases by following a regular vaccination and deworming schedule. Consult your veterinarian for specific recommendations based on your location and the prevalence of diseases in your area.

### **Hoof Trimming and Dental Care:**

Regularly trim goats' hooves to prevent overgrowth and foot problems. Provide access to chewing toys or browse to encourage proper dental wear.

### **Parasite Control:**

Implement effective parasite control measures to prevent infestations of internal and external parasites that can compromise goat health. Consult your veterinarian for suitable treatments and products.

## **Step 5: Successful Goat Milking**

### **Lactation Management:**

Monitor goats during pregnancy and provide proper care to ensure

successful lactation. Feed high-quality feed and supplement their diet with calcium and vitamin D.

### **Milking Techniques:**

Learn proper milking techniques to avoid discomfort to the goat and ensure efficient milk extraction. Maintain a clean milking environment and use proper equipment.

### **Goat Milk Storage:**

Handle and store goat milk properly to preserve its quality and nutritional value. Chill milk immediately after milking and store it in a clean and sanitized container.

## **Step 6: Responsible Goat Breeding**

### **Breeding Stock Selection:**

Choose genetically sound breeding stock to improve the overall health and productivity of your herd. Consider factors such as size, conformation, and performance.


### **Breeding Management:**

Monitor goats for signs of estrus (heat) and introduce breeding bucks at appropriate times. Implement effective breeding practices to ensure successful pregnancies.

### **Pregnancy Care:**

Provide pregnant goats with proper nutrition, exercise, and shelter to ensure their well-being and a healthy delivery. Offer additional feed and minerals to support fetal growth.

Embarking on the journey of goat raising can be a rewarding and fulfilling experience. By following the comprehensive steps outlined in this guide, you can establish a thriving and healthy goat herd. Remember to consult with experienced farmers, seek professional veterinary advice when necessary, and continuously observe and adapt to the unique needs of your goats. As you navigate the challenges and celebrate the triumphs of goat farming, you will gain invaluable knowledge and develop a deep appreciation for these remarkable animals.



## The Complete Guide to Raising Goats: A Step by Step Guide on How to Raise Goats

★★★★☆ 4.5 out of 5


Language : English

File size : 652 KB

Screen Reader: Supported

Print length : 56 pages

Lending : Enabled



## Book Review: In Contro Scatti Di Epilessia

In Contro Scatti Di Epilessia Author: Elisa Serafini Publisher: Postcart Edizioni Publication Date: 2019 ...



## **The Little Red Book of Running: A Comprehensive Guide to the World's Most Popular Sport**

Running is one of the most popular sports in the world. It's a great way to get fit, lose weight, and relieve stress. But if you're new to...